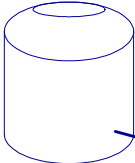


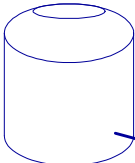
# 240-SP Series Pyranometers

240-SP-110  
350 mV output



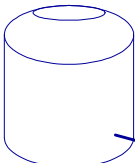
Red: Positive (signal from sensor)  
Black: Negative (signal from sensor)  
Clear: Shield / Ground

240-SP-212  
2.5 V output  
240-SP-215  
5.0 V output



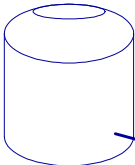
Green: Positive (signal from sensor)  
White: Input power (24 V max)  
Clear: Ground

240-SP-214  
4-20 mA output



Red: Input power (36 V max)  
Black: Input Ground  
Clear: Shield / Ground  
Green: Signal Ground  
White: 4-20 mA signal output

240-SP-230  
350 mV output  
Heated



Red: Positive signal from sensor  
Black: Negative signal from sensor  
Clear: Analog ground (shield wire)  
Green: Heater ground  
White: Heater power (12 Vdc, 185 mW)

Cable Options		
16.4 feet	5 meter (standard)	--
32.8 feet	10 meter option	suffix -L-10
65.6 feet	20 meter option	suffix -L-20
custom	special order	suffix -L-xx (xx = meters)

		C
TITLE <b>SENSOR WIRE DIAGRAM</b> <b>240-SP Series Pyranometers</b>		
Cable WITHOUT Connector		SHEET 1 OF 1
BY JDC	SCALE FULL	DWG. NO. 820-0001-02
DATE 05-20-2021		