

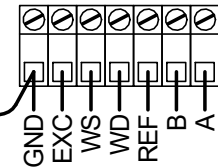
200-06201 Wind Tracker Connections

WindSonic
Option 3

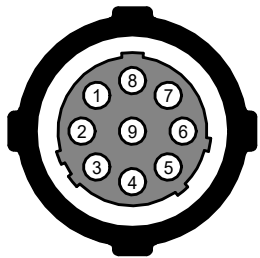


Slide Switch
UP for 4-20 mA


4-20 mA Sensor Input
Terminal Block



Earth Ground



Front View of
9-Way Connector



Program WindSonic:

S6 (0-50 meters / second)
T3 (4-20 mA output)

Program WindTracker:

- 1) Set slide switch UP
- 2) Press both ENTER and SELECT for about 4 seconds to enter program mode
Use the SELECT key to scroll through the options
Use the ENTER key to select the following:

InP Ldi Line Driver 4-20mA input (0-50 meters / second)

		C
TITLE RM Young Wind Tracker with WindSonic Opt 3 (no serial)		
BY JDC		SCALE DWG. NO. FULL 830-0021-02
DATE 2-07-2023		SHEET 1 OF 1